

TPOLOGY | SUSPENSION

NAME | Halma
REF. | 9620.120x40

DIMENSIONS (approx.)

Height: 60 cm | 23.6 in Length: 120cm | 47.2 in Width: 40cm | 15.7 in

WEIGHT

Net Weight: 15kg | 33.1 lbs Gross Weight: 31kg | 68.3 lbs

LAMPS


Number: 36 Type: 40W max | G9

PACKING (approx.)

Dimension: 132x52x62 cm | 52x20.5x24.4 in







METAL FINISHING



Lacquered \ \ Shine or mat \ \ All RAL colours available

GLASS



-  - Products manufactured according the European norm of security EN 60 598-1.
-  - Products adjusted for instalation in surfaces normally inflammable.
-  - Products of class II. The electric isolation is double or reinforced.
-  - Products with the possibility of instalation of low-energy consumption bulbs.